

TAKE ADVANTAGE

of your new stapler's many features

Whether you have just put a new "Secretary" or "Buddy" Stapler on your desk you'll find it the most helpful office tool you've ever used. It will make hundreds of fastening, repairing and closing tasks easier.

ESPECIALLY USEFUL


... in advertising and sales departments, personnel offices, lawyers', accountants' and engineers' offices ... wherever important text matter, figures and drawings must be kept together in neat and orderly manner ... in dry cleaning shops, laundries, bakeries, florists, gift shops ... wherever lightweight, bulky packages must be closed quickly and securely.

- Staples manuals, briefs, sales presentations . . . penetrates and grips up to 32 pages of bond paper
- Fastens related correspondence, documents and records securely . . . or pins them for subsequent separation
- Tacks notices on bulletin boards
- Fastens window display trim in place
- Fastens merchandise and samples to displays and stock cards
- Tacks price tags and signs to shelves and fixtures
- Fastens . . . or pins . . . tags to swatches and fabrics
- Fastens packages for delivery
- Tacks shipping and storage labels
- Tacks linings in crates and boxes




OTHER WILSON JONES STAPLERS

FOR HOME AND SCHOOL



The famous "Jet 170" Stapler; compact, sturdy and dependable. Holds 105 standard-size staples.

HANDY PLIER MODEL



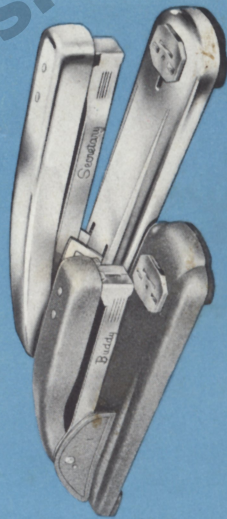
For closing and fastening jobs away from desk or table. 105-staple model. Handy hook for attaching chain or cord.

FOR STUDENTS, HOMEMAKERS, TRAVELERS



"Buddy Jr." Staplers in handy plastic pouches. Choice of desk-top or staple-remover bases. Each kit contains box of 1000 "Buddy Jr." staples and How-To-Use folder.

HOW TO
USE AND
HOW TO
RELOAD

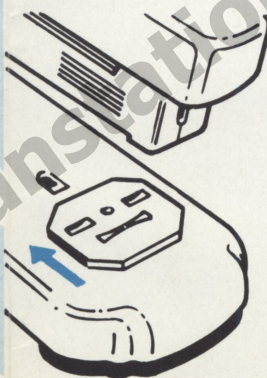



"Buddy", Model T 155

"Secretary", Model T 120

YOUR NEW
WILSON JONES
STAPLER

HOW TO USE

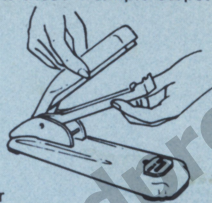


HOW TO RELOAD

Your Wilson Jones Stapler uses standard-size staples. The "Buddy" holds 105 staples, the "Secretary" holds 210. To refill just follow these 4 simple steps.

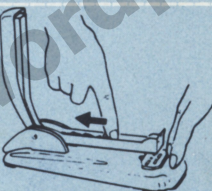
1

Lift the cover



2

Pull compressor spring back until it locks.



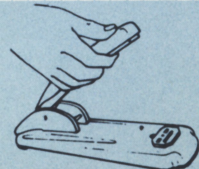
3

Drop strip of staples into channel



4

Close the cover, press lightly, automatically releasing compressor from locked position



IMPORTANT

for years of trouble-free use always specify genuine

Wilson Jones STAPLES



T500 5000 staples 24 strips of 210
T501 5000 staples 48 strips of 105
T510 1000 staples 10 strips of 105

If your dealer cannot supply Wilson Jones Staples write to

WILSON JONES COMPANY

209 S. Jefferson St.
Chicago 6, U.S.A.

